

SOLID WASTE MANAGEMENT

The Solid Waste Management Enterprise Fund is a proprietary fund. Proprietary funds are used to account for operations that are financed and operated in a manner similar to a private business and which provides services primarily on a user charge basis.



PUBLIC WORKS DIRECTOR

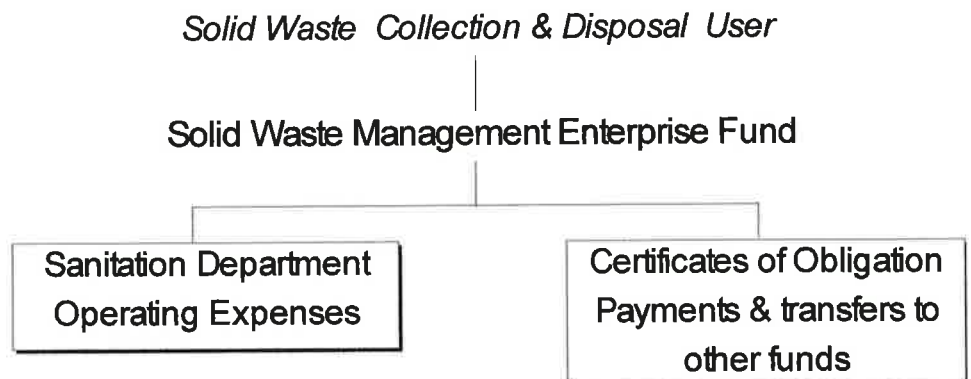
1001 South Dallas Avenue

Phone: 806-872-4331

Fax: 808-872-4338

SERVICES PROVIDED

The Solid Waste Management Fund provides environmental health related services to the community such as, solid waste collection and disposal, vector control, animal control, street cleaning, and public health services.



Funded Activities

- Funding of environmental health services in the city performed by the South Plains Public Health District
- Sanitation Department services including solid waste collection
- Operation of the Type I Solid Waste Landfill
- Funding of vector control activities
- Funding of animal control services by the Police Department
- Funding of street cleaning services by the Street Department

SOLID WASTE MANAGEMENT ENTERPRISE FUND
REVENUE DETAIL FISCAL YEAR 2009-2010

REVENUE DETAIL:

OPERATING REVENUES:

SANITATION SERVICE FEES	1,350,083
Revenue from the sale of sanitation service to residential and commercial customers; including brush and large item collections.	

LANDFILL FEES	77,900
Revenue from charges for non-residential landfill use; including contractual fees collected from other private haulers and other governmental entities.	

VECTOR CONTROL SERVICE FEES	21,000
Revenue from fees charged for seasonal vector control services.	

Subtotal	1,448,983
----------	-----------

NON-OPERATING REVENUES:

INTEREST AND LEASES	18,000
Revenue from interest earnings from the investment of idle funds and from the lease of city property owned or operated by the Solid Waste Management Fund or its operating department.	

SALES OF MATERIALS

MISCELLANEOUS & COUNTY CONTRACT	59,400
Revenue from other sources including landfill services contract with Dawson County.	

Subtotal	85,400
----------	--------

Total Solid Waste Management Enterprise Fund Revenues:	1,534,383
---	------------------

SOLID WASTE MANAGEMENT ENTERPRISE FUND

REVENUE SUMMARY FISCAL YEAR 2009-2010

Revenue Source	Budgeted FY 2007-08	Actual FY 2007-08	Budgeted FY 2008-09	Estimated FY 2008-09	Proposed FY 2009-10
Sanitation Service Fees:					
Roll-Off Containers		18,766	10,000	23,000	20,000
Residential	816,000	807,182	852,350	832,000	890,507
Commercial	260,000	269,502	281,000	282,000	281,000
Industrial (TDCJ)	148,000	134,446	140,136	140,100	145,776
Commercial OCL	21,600	28,606	25,000	29,000	28,000
Residential OCL	4,500	8,001	4,800	10,000	4,800
Landfill Access Fees	25,500	131,289	40,000	80,000	75,000
Vector Control Svc. Fees	18,000	23,535	21,000	24,000	21,000
Recycling Revenue	1,500	2,955	2,900	2,500	2,900
Total	1,295,100	1,424,282	1,367,186	1,399,600	1,448,983

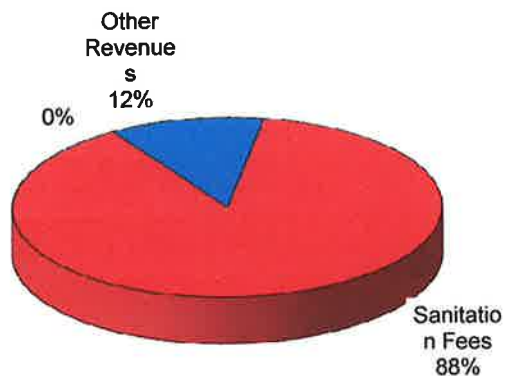
Non-Operating Revenues:

County Contract	54,000	54,000	54,000	54,000	59,400
Interest and Leases	15,000	22,525	15,000	20,000	18,000
Sale of Material/rental of equip.	5,200	13,063	5,200	7,000	8,000
Total	74,200	89,588	74,200	74,000	85,400

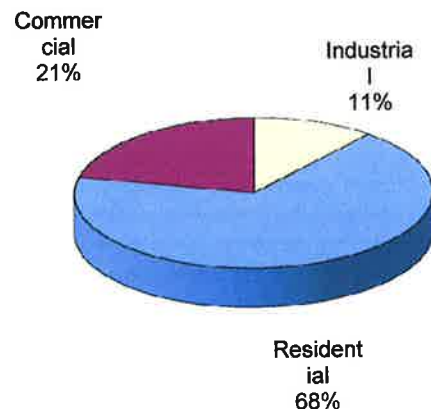
Total Fund Revenues 1,369,300 1,513,870 1,441,386 1,473,600 1,534,383

REVENUE SOURCES:

Total Revenues



Sanitation Fees



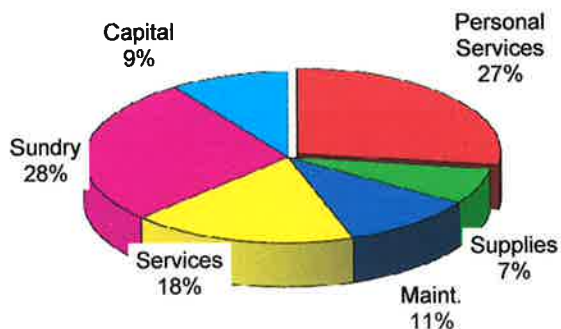
SOLID WASTE MANAGEMENT ENTERPRISE FUND

EXPENSE SUMMARY FISCAL YEAR 200-2010

EXPENSES BY CATEGORY:

Expense Category	Budgeted FY 2007-08	Actual FY 2007-08	Budgeted FY 2008-09	Estimated FY 2008-09	Proposed FY 2009-10
Operating Expenses:					
100 Personal Services	469,780	478,789	493,765	451,169	412,316
200 Supplies & Materials	105,950	119,892	108,600	85,650	103,100
400 Maint. of Bldgs/Grnd	15,500	10,055	10,500	20,000	7,500
500 Maint. of Equipment	142,081	202,979	170,492	162,500	154,217
600 Misc. Services	242,788	210,670	232,063	210,845	270,473
700 Sundry Expenses	427,567	336,611	403,396	412,096	419,957
900 Capital Outlay	371,000	167,222	180,000	126,000	141,500
	<hr/>	<hr/>	<hr/>	<hr/>	<hr/>
Gross Operating Exp.	1,774,666	1,526,218	1,598,816	1,468,260	1,509,063
Less Reimbursements	0	0	0	0	0
	<hr/>	<hr/>	<hr/>	<hr/>	<hr/>
Net Operating Expenses	1,774,666	1,526,218	1,598,816	1,468,260	1,509,063
Non-Operating Expenses:					
Infrastructure Improvements	37,706	37,706	0	0	0
Int. & Fiscal Charge (C.O.)	35,604	0	0	0	0
	<hr/>	<hr/>	<hr/>	<hr/>	<hr/>
Total Non-Operating Exp	73,310	37,706	0	0	0
	<hr/>	<hr/>	<hr/>	<hr/>	<hr/>
Total Fund Expenses	1,847,976	1,563,924	1,598,816	1,468,260	1,509,063

By Expense Category:



By Activity:

